

Letter to Santa



Writing a Letter to Santa

Printing Like a Pro!

By Ivonne Montgomery, MRSc, OT and Jill Zwicker, PhD, OT (C)

Sunny Hill Health Centre for Children, 2017

Created Using: Educational Fontware, 2012

May be reproduced for instructional purposes.

Worksheets and other supporting materials can be found at:

http://www.childdevelopment.ca/School-Age_Therapy_Practice_Resources.aspx

Key Strategies for Neat Printing

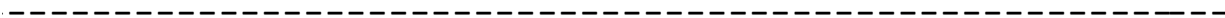


My strategies for neat printing:



- ☐ Slow down
- ☐ Print letters from top to bottom
- ☐ Print letters on the line (no floaters)
- ☐ Print tall letters tall (b, d, f, h, k, l, t)
- ☐ Print small letters small (a, c, e, i, m, n, o, r, s, u, v, w, x, z)
- ☐ Print “digger” letters digging down below baseline (g, j, p, q, y)
- ☐ Leave a finger space between words
- ☐ Use correct capitalization and punctuation

How did I do?



My strategies for neat printing:



- ☐ Slow down
- ☐ Print letters from top to bottom
- ☐ Print letters on the line (no floaters)
- ☐ Print tall letters tall (b, d, f, h, k, l, t)
- ☐ Print small letters small (a, c, e, i, m, n, o, r, s, u, v, w, x, z)
- ☐ Print “digger” letters digging down below baseline (g, j, p, q, y)
- ☐ Leave a finger space between words
- ☐ Use correct capitalization and punctuation

How did I do?

Dear

Functional Words: Writing a Letter to Santa



- ☐ 1. Print the word as neatly as you can.
- ☐ 2. Leave a finger space between the words.
- ☐ 3. Circle your three best words.

Dear Dear Dear

Dear Dear Dear

Dear

Dear

Dear

Santa

Functional Words: Writing a Letter to Santa



- ☐ 1. Print the word as neatly as you can.
- ☐ 2. Leave a finger space between the words.
- ☐ 3. Circle your three best words.


Santa Santa

Santa Santa

Santa

Santa

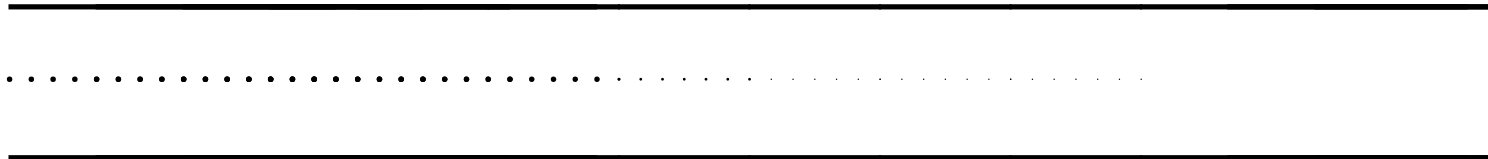
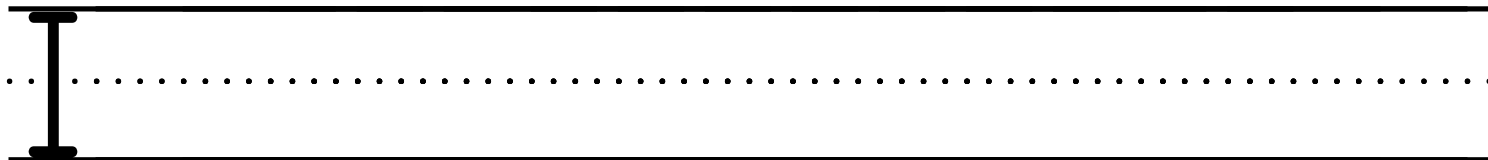
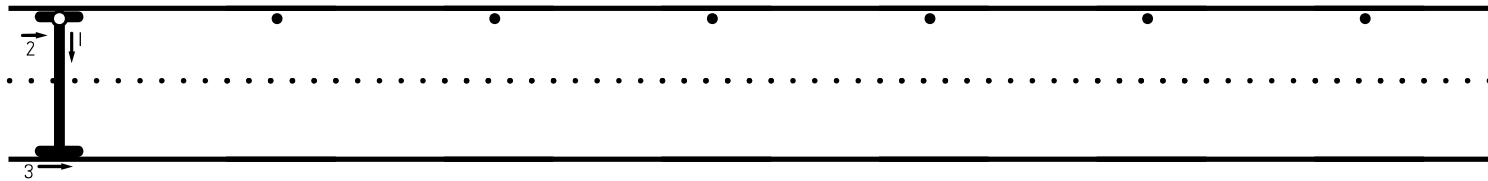
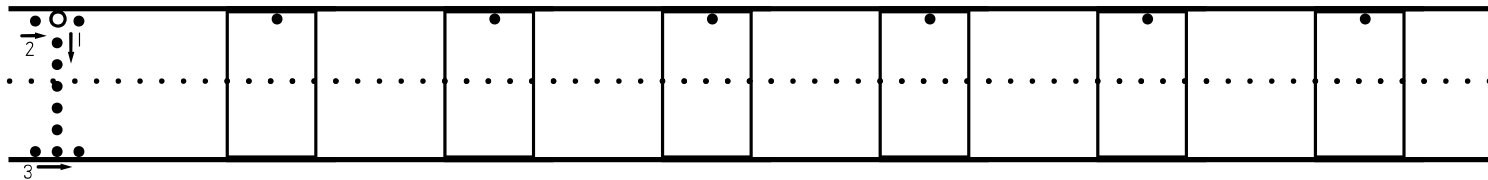
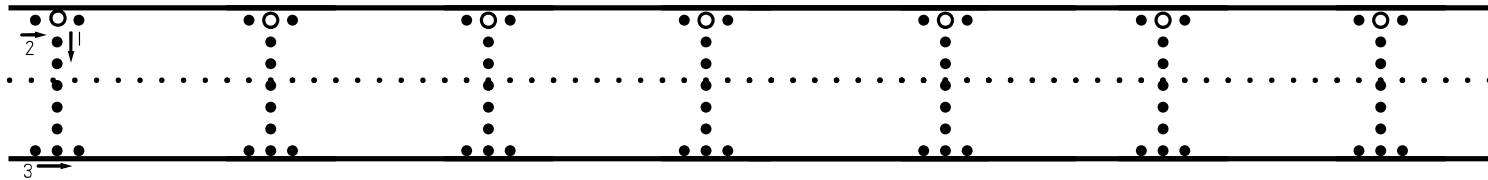
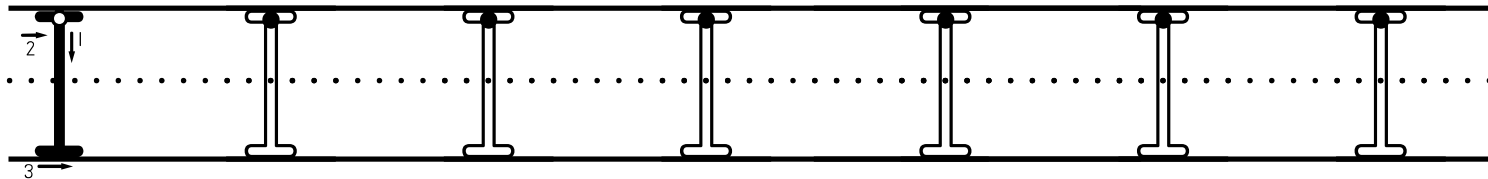
Santa



Functional Words: Writing a Letter to Santa



- ✓
☐ 1. Print the word as neatly as you can.
- ☐ 2. Leave a finger space between the words.
- ☐ 3. Circle your three best words.



would

Functional Words: Writing a Letter to Santa



- ☐ 1. Print the word as neatly as you can.
- ☐ 2. Leave a finger space between the words.
- ☐ 3. Circle your three best words.

would would would

would would would

would

would

would

like

Functional Words: Writing a Letter to Santa



- ☐ 1. Print the word as neatly as you can.
- ☐ 2. Leave a finger space between the words.
- ☐ 3. Circle your three best words.

like like like like

like like like like

like like like like

like

like

.....

please

Functional Words: Writing a Letter to Santa



- ☐ 1. Print the word as neatly as you can.
- ☐ 2. Leave a finger space between the words.
- ☐ 3. Circle your three best words.

please please

please please

please please

please please

please please

please please

Thank you

Functional Words: Writing a Letter to Santa



- ☐ 1. Print the word as neatly as you can.
- ☐ 2. Leave a finger space between the words.
- ☐ 3. Circle your three best words.

Thank Thank

Thank Thank

Thank Thank

Thank Thank

Thank Thank

you

Functional Words: Writing a Letter to Santa



- ✓
☐ 1. Print the word as neatly as you can.
- ☐ 2. Leave a finger space between the words.
- ☐ 3. Circle your three best words.

you you you you

you you you you

you

you

you

From

Functional Words: Writing a Letter to Santa



- ☐ 1. Print the word as neatly as you can.
- ☐ 2. Leave a finger space between the words.
- ☐ 3. Circle your three best words.

From From From

From From From

From From From

From From From

From From From

