











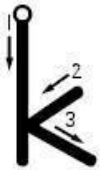








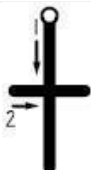






# Printing Like a Pro! “Self-Talk” Directions for Letters

*The following are self-talk directions the student can say aloud while printing:*

						
Slide back • • slide down • across the middle	Down • little curve close • little curve close	Around • leave open	Down • big curve • close	Down • across the top • middle • bottom	Down • across the top • across the middle	Around • open • straight back
						
Down • down • across the middle	Down • across the top • across the bottom	Down • curve back • across the top	Down • • slide back • slide forward	Down • across the bottom	Down • • slide down • slide up • down	Down • • slide down • straight up
						
Around • close	Down • little curve • close	Around • close • slide down	Down • • curve close • slide down	Curve back • curve forward	Down • • across the top	Down • curve up
						
Slide down • slide up	Slide down • up • down • up	Slide down • • slide back	Short slide down • • short slide back • straight down	Across the top • slide back • across the bottom		

# Printing Like a Pro! “Self-Talk” Directions for Letters

The following are self-talk directions the student can say aloud while printing:

						
Around • close • down	Down • up • curve • close	Around • leave open	Around • close • up • down	Forward • around	Around • down • across	Around • close • dig • curve
						
Down • up • curve	Down • dot	Down • dig • curve • dot	Down • slide back • slide forward	Down	Down • up • curve • curve	Down • up • curve
						
Around •	Down • dig • up • curve • close	Around • close • dig • slide up	Down • up • curve	Curve	Down •	Down •
						
Slide down • up	Slide down • up • down • up	Slide down • • slide back	Slide down • • slide back • dig	Forward • slide back • forward		

# Printing Like a Pro! "Self-Talk" Directions for Numbers

*The following are self-talk directions the student can say aloud while printing:*



- Around and close



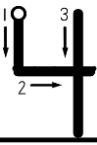
- Down



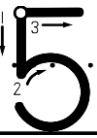
- Curve forward, slide back and forward



- Curve forward, leave open, curve forward and leave open



- Short down, forward, lift and down



- Short down, curve forward, leave open, lift and across the top



- Around, curve back and close



- Forward and slide back



- Curve back, curve forward, slide up, around and close



- Curve back, around, close and down