

Functional Words



Months of the Year Abbreviated

Printing Like a Pro!

By Ivonne Montgomery, MRSc, OT and Jill Zwicker, PhD, OT (C)

Sunny Hill Health Centre for Children, 2017

Created Using: Educational Fontware, 2012

May be reproduced for instructional purposes.

Worksheets and other supporting materials can be found at:

http://www.childdevelopment.ca/School-Age_Therapy_Practice_Resources.aspx

Key Strategies for Neat Printing




My strategies for neat printing:



- ☐ Slow down
- ☐ Print letters from top to bottom
- ☐ Print letters on the line (no floaters)
- ☐ Print tall letters tall (b, d, f, h, k, l, t)
- ☐ Print small letters small (a, c, e, i, m, n, o, r, s, u, v, w, x, z)
- ☐ Print “digger” letters digging down below baseline (g, j, p, q, y)
- ☐ Leave a finger space between words
- ☐ Use correct capitalization and punctuation

How did I do?



My strategies for neat printing:



- ☐ Slow down
- ☐ Print letters from top to bottom
- ☐ Print letters on the line (no floaters)
- ☐ Print tall letters tall (b, d, f, h, k, l, t)
- ☐ Print small letters small (a, c, e, i, m, n, o, r, s, u, v, w, x, z)
- ☐ Print “digger” letters digging down below baseline (g, j, p, q, y)
- ☐ Leave a finger space between words
- ☐ Use correct capitalization and punctuation

How did I do?



Jan

Functional Words: Months of the Year



- ☐ 1. Print the word as neatly as you can.
- ☐ 2. Leave a finger space between the words.
- ☐ 3. Circle your three best words.

Jan

Jan

Jan

Jan

Jan

Jan

Jan

Jan

Jan

Jan

Feb

Functional Words: Months of the Year



- ☐ 1. Print the word as neatly as you can.
- ☐ 2. Leave a finger space between the words.
- ☐ 3. Circle your three best words.

Feb Feb Feb

Feb Feb Feb

Feb Feb Feb

Feb Feb Feb

Feb

Mar

Functional Words: Months of the Year



- ☐ 1. Print the word as neatly as you can.
- ☐ 2. Leave a finger space between the words.
- ☐ 3. Circle your three best words.

Mar

Mar

Mar

Mar

Mar

Mar

Mar

Mar

Mar

Mar

Mar

Mar

Mar

Mar

Mar

Mar

Mar

Mar

Mar

Mar

Mar

Apr

Functional Words: Months of the Year



- ✓
☐ 1. Print the word as neatly as you can.
- ☐ 2. Leave a finger space between the words.
- ☐ 3. Circle your three best words.

Apr

Apr

Apr

Apr

Apr

Apr

Apr

Apr

Apr

Apr

Apr

Apr

Apr

Apr

Apr

Apr

Apr

Apr

Apr

Apr

Apr

May

Functional Words: Months of the Year



- ✓
 - ☐ 1. Print the word as neatly as you can.
 - ☐ 2. Leave a finger space between the words.
 - ☐ 3. Circle your three best words.

May May May

May May May

May May May

May May May

May

Jun

Functional Words: Months of the Year



- ☐ 1. Print the word as neatly as you can.
- ☐ 2. Leave a finger space between the words.
- ☐ 3. Circle your three best words.

Jun

Jun

Jun

Jun

Jun

Jun

Jun

Jun

Jun

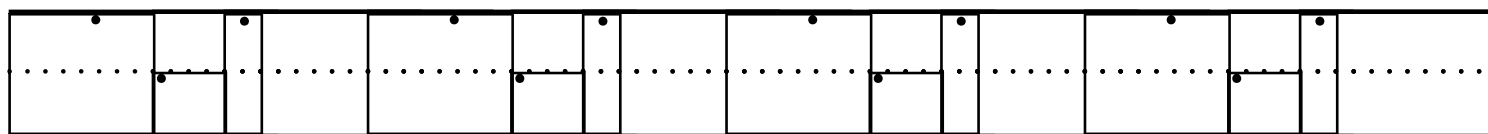
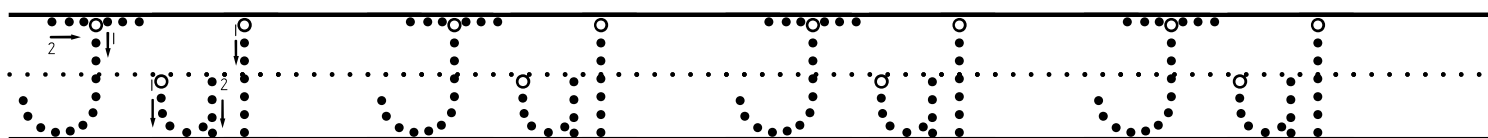
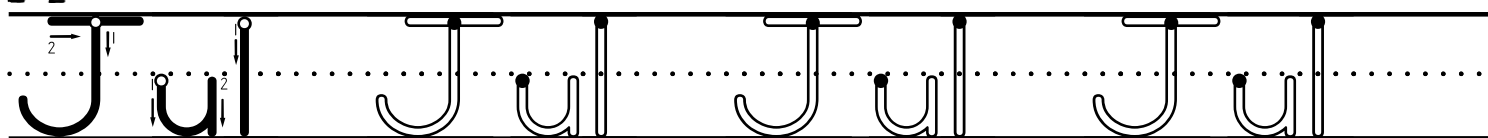
Jun

Jul

Functional Words: Months of the Year



- ☐ 1. Print the word as neatly as you can.
- ☐ 2. Leave a finger space between the words.
- ☐ 3. Circle your three best words.



Jul

Aug

Functional Words: Months of the Year



- ✓
- ☐ 1. Print the word as neatly as you can.
 - ☐ 2. Leave a finger space between the words.
 - ☐ 3. Circle your three best words.

Aug Aug Aug

Aug Aug Aug

Aug Aug Aug

Aug Aug Aug

Aug

Sept

Functional Words: Months of the Year



- ☐ 1. Print the word as neatly as you can.
- ☐ 2. Leave a finger space between the words.
- ☐ 3. Circle your three best words.

Sept

Sept

Sept

Sept

Sept

Sept

Sept

Sept

Sept

Sept

Sept

Sept

Sept

Sept

Sept

Sept

Sept

Sept

Sept

Sept

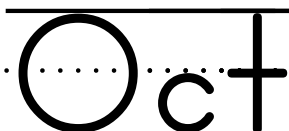
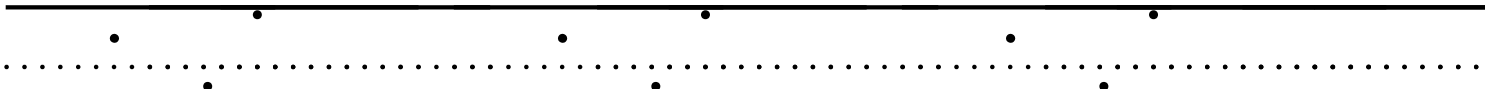
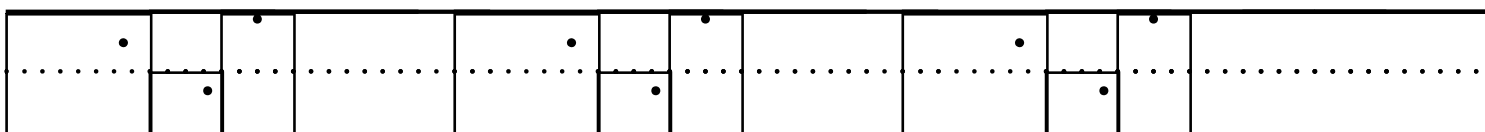
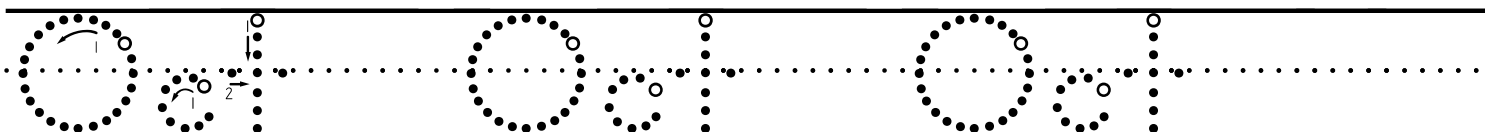
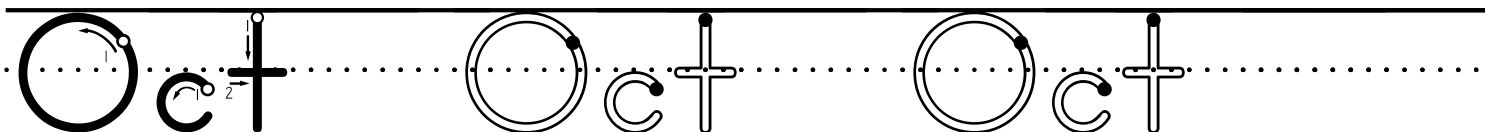
Sept

Oct

Functional Words: Months of the Year



- ✓
☐ 1. Print the word as neatly as you can.
- ☐ 2. Leave a finger space between the words.
- ☐ 3. Circle your three best words.

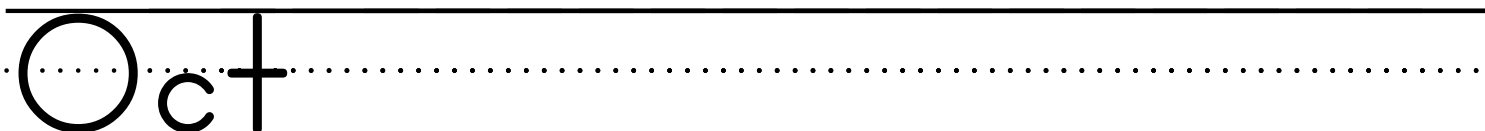
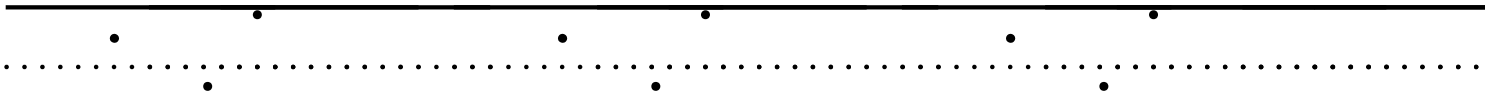
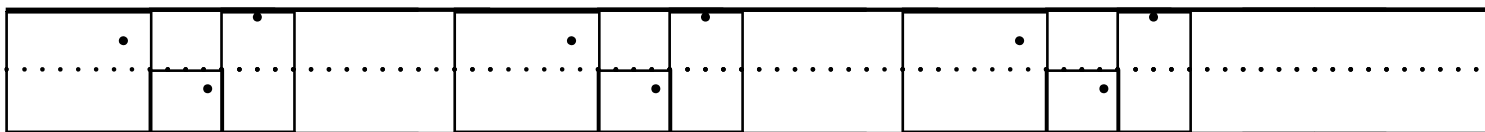
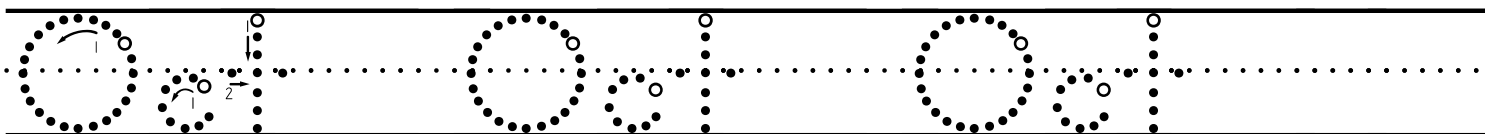
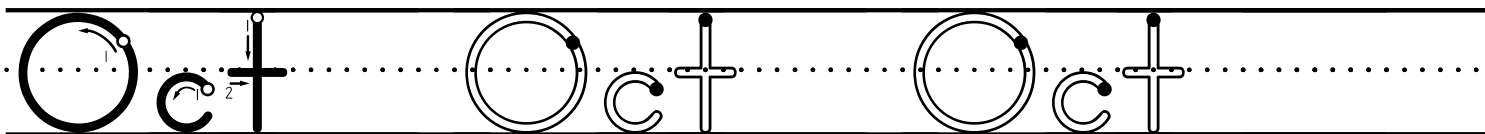


Oct

Functional Words: Months of the Year



- ☐ 1. Print the word as neatly as you can.
- ☐ 2. Leave a finger space between the words.
- ☐ 3. Circle your three best words.



Dec

Functional Words: Months of the Year



- ☐ 1. Print the word as neatly as you can.
- ☐ 2. Leave a finger space between the words.
- ☐ 3. Circle your three best words.

Dec Dec Dec Dec

Dec Dec Dec Dec

Dec Dec Dec Dec

Dec Dec Dec Dec

Dec